



Location: CMA5b - Pedestrian Plaza

Report on 24-hour TSP monitoring for EP-376/2009

Action Level - 209.9 µg/m³

Limit Level - 260 µg/m³

Date	Sampling Time	Weather Condition	Filter paper no.	Filter Weight, g		Elapse Time, hr		Sampling Time, hr	Flow Rate, m ³ /min			Total Volume, m ³	TSP Level, µg/m ³
				Initial	Final	Initial	Final		Initial, Q _{si}	Final, Q _{sf}	Average		
31-Mar-17	8:00	Rainy	19823	2.6104	2.6631	8187.71	8211.71	24.00	0.85	0.85	0.85	1221	43.2
6-Apr-17	8:00	Fine	19779	2.8292	2.9819	8214.71	8238.71	24.00	0.84	0.84	0.84	1205	126.7
12-Apr-17	8:00	Rainy	19877	2.6223	2.7310	8241.71	8265.71	24.00	0.90	0.91	0.90	1301	83.5
18-Apr-17	8:00	Fine	19972	2.9208	3.0670	8268.71	8292.71	24.00	0.83	0.83	0.83	1196	122.2
24-Apr-17	8:00	Cloudy	20077	2.4703	2.6024	8295.71	8319.71	24.00	0.89	0.89	0.89	1282	103.0

Report on 1-hour TSP monitoring for EP-376/2009

Action Level - 339.7 µg/m³

Limit Level - 500 µg/m³

Date	Sampling Time	Weather Condition	Filter paper no.	Filter Weight, g		Elapse Time, hr		Sampling Time, hr	Flow Rate, m ³ /min			Total Volume, m ³	TSP Level, µg/m ³
				Initial	Final	Initial	Final		Initial, Q _{si}	Final, Q _{sf}	Average		
1-Apr-17	8:03	Cloudy	19821	2.6456	2.6568	8211.71	8212.71	1.00	0.91	0.91	0.91	55	205.3
1-Apr-17	9:35	Cloudy	19799	2.8229	2.8336	8212.71	8213.71	1.00	0.91	0.91	0.91	55	196.2
1-Apr-17	10:45	Cloudy	19804	2.7975	2.8064	8213.71	8214.71	1.00	0.91	0.91	0.91	55	163.2
7-Apr-17	8:15	Fine	19996	2.8489	2.8581	8238.71	8239.71	1.00	0.84	0.86	0.85	51	180.4
7-Apr-17	9:35	Fine	19893	2.6444	2.6496	8239.71	8240.71	1.00	0.84	0.84	0.84	50	103.7
7-Apr-17	11:00	Fine	19885	2.6526	2.6649	8240.71	8241.71	1.00	0.89	0.89	0.89	54	229.4
13-Apr-17	8:10	Cloudy	19848	2.6621	2.6671	8265.71	8266.71	1.00	0.96	0.96	0.96	58	86.4
13-Apr-17	9:40	Cloudy	19852	2.6378	2.6448	8266.71	8267.71	1.00	0.96	0.96	0.96	58	121.0
13-Apr-17	11:00	Cloudy	19595	2.8511	2.8625	8267.71	8268.71	1.00	0.96	0.96	0.96	58	197.1
19-Apr-17	8:05	Fine	20167	2.5751	2.5824	8292.71	8293.71	1.00	0.89	0.89	0.89	53	137.0
19-Apr-17	9:50	Fine	20044	2.5039	2.5057	8293.71	8294.71	1.00	0.83	0.83	0.83	50	36.1
19-Apr-17	13:00	Fine	20072	2.4903	2.4936	8294.71	8295.71	1.00	0.89	0.89	0.89	53	61.9
25-Apr-17	8:25	Cloudy	20137	2.5387	2.5453	8319.75	8320.75	1.00	0.76	0.76	0.76	46	143.8
25-Apr-17	9:55	Cloudy	20143	2.5594	2.5712	8320.75	8321.75	1.00	0.76	0.76	0.76	46	257.2
25-Apr-17	11:00	Cloudy	20152	2.5829	2.5960	8321.75	8322.75	1.00	0.76	0.76	0.76	46	285.5



Location: CMA6a - WDII PRE Office

Report on 24-hour TSP monitoring for EP-376/2009

Action Level - 207.1 µg/m³

Limit Level - 260 µg/m³

Date	Sampling Time	Weather Condition	Filter paper no.	Filter Weight, g		Elapse Time, hr		Sampling Time, hr	Flow Rate, m ³ /min			Total Volume, m ³	TSP Level, µg/m ³
				Initial	Final	Initial	Final		Initial, Q _{si}	Final, Q _{sf}	Average		
31-Mar-17	8:00	Rainy	18493	2.8432	2.8784	1875.26	1899.26	24.00	0.97	0.98	0.98	1406	25.0
6-Apr-17	8:00	Fine	19777	2.8280	2.9494	1902.26	1926.26	24.00	1.02	1.02	1.02	1469	82.6
13-Apr-17	14:03	Cloudy	19971	2.9067	2.9442	1932.26	1956.26	24.00	0.92	0.92	0.92	1322	28.4
19-Apr-17	12:02	Fine	20084	2.4684	2.5116	1959.27	1983.27	24.00	0.90	0.91	0.91	1304	33.1
24-Apr-17	8:00	Cloudy	20161	2.5798	2.7072	1983.31	2007.31	24.00	0.79	0.79	0.79	1133	112.4

Remarks: Due to interruption of electricity, the 24hr TSP was rescheduled from 12 and 18 April 2017 to 13 and 19 April 2017 respectively.

Report on 1-hour TSP monitoring for EP-376/2009

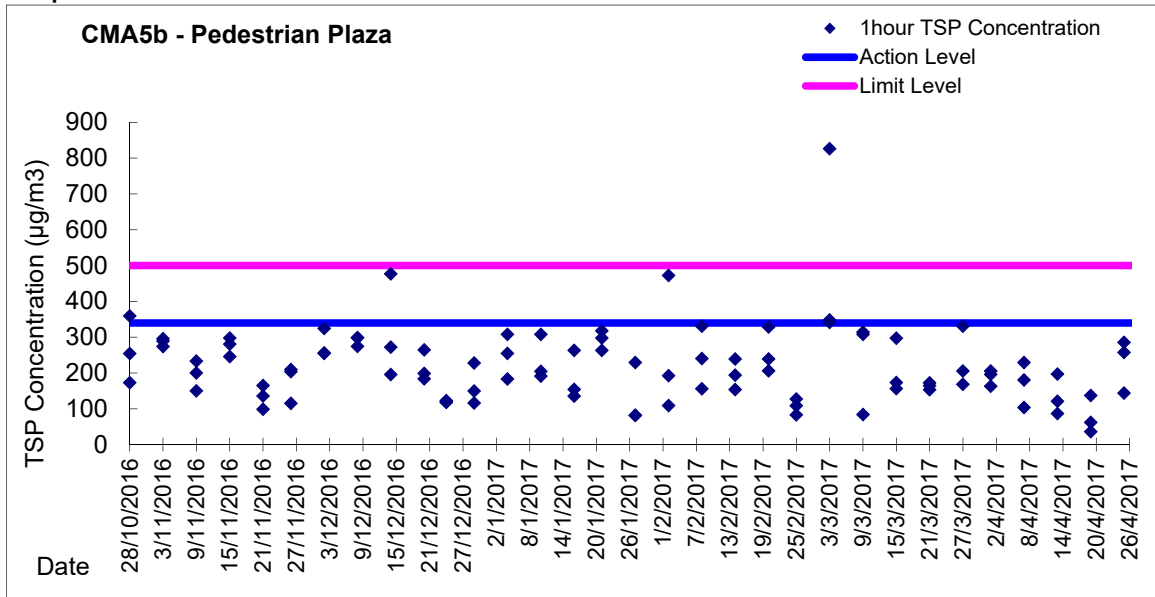
Action Level - 333 µg/m³

Limit Level - 500 µg/m³

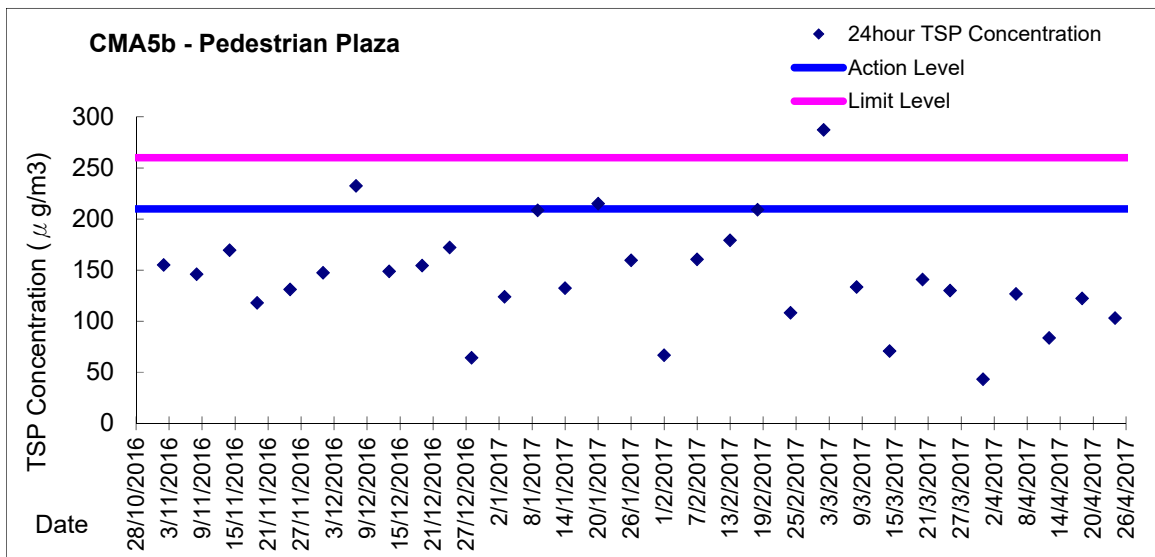
Date	Sampling Time	Weather Condition	Filter paper no.	Filter Weight, g		Elapse Time, hr		Sampling Time, hr	Flow Rate, m ³ /min			Total Volume, m ³	TSP Level, µg/m ³
				Initial	Final	Initial	Final		Initial, Q _{si}	Final, Q _{sf}	Average		
1-Apr-17	8:15	Cloudy	19814	2.8203	2.8221	1899.26	1900.26	1.00	1.03	1.03	1.03	62	29.0
1-Apr-17	9:35	Cloudy	19810	2.8290	2.8301	1900.26	1901.26	1.00	1.03	1.03	1.03	62	17.7
1-Apr-17	10:40	Cloudy	19800	2.8248	2.8272	1901.26	1902.26	1.00	1.03	1.03	1.03	62	38.7
7-Apr-17	8:05	Fine	19998	2.8249	2.8292	1926.26	1927.26	1.00	0.91	0.91	0.91	55	78.8
7-Apr-17	9:35	Fine	19892	2.6352	2.6412	1927.26	1928.26	1.00	0.91	0.91	0.91	55	110.0
7-Apr-17	11:00	Fine	19883	2.6627	2.6672	1928.26	1929.26	1.00	0.91	0.91	0.91	55	82.5
13-Apr-17	8:00	Cloudy	19873	2.6331	2.6460	1929.26	1930.26	1.00	1.03	1.03	1.03	62	208.6
13-Apr-17	9:45	Cloudy	19859	2.6774	2.6797	1930.26	1931.26	1.00	1.03	1.03	1.03	62	37.2
13-Apr-17	13:00	Cloudy	19958	2.8401	2.8435	1931.26	1932.26	1.00	1.03	1.03	1.03	62	55.0
19-Apr-17	8:00	Fine	19970	2.8378	2.8392	1956.26	1957.26	1.00	0.90	0.90	0.90	54	25.8
19-Apr-17	9:30	Fine	20049	2.5050	2.5106	1957.26	1958.26	1.00	0.90	0.90	0.90	54	103.2
19-Apr-17	11:00	Fine	20086	2.4677	2.4703	1958.26	1959.26	1.00	0.90	0.90	0.90	54	47.9
25-Apr-17	8:10	Cloudy	20160	2.5458	2.5502	2007.31	2008.31	1.00	0.79	0.79	0.79	47	93.3
25-Apr-17	9:57	Cloudy	20158	2.5441	2.5478	2008.31	2009.31	1.00	0.79	0.79	0.79	47	78.4
25-Apr-17	11:00	Cloudy	20149	2.5554	2.5643	2009.31	2010.31	1.00	0.79	0.79	0.79	47	188.7



Graphic Presentation of 1 hour TSP Result for EP-376/2009

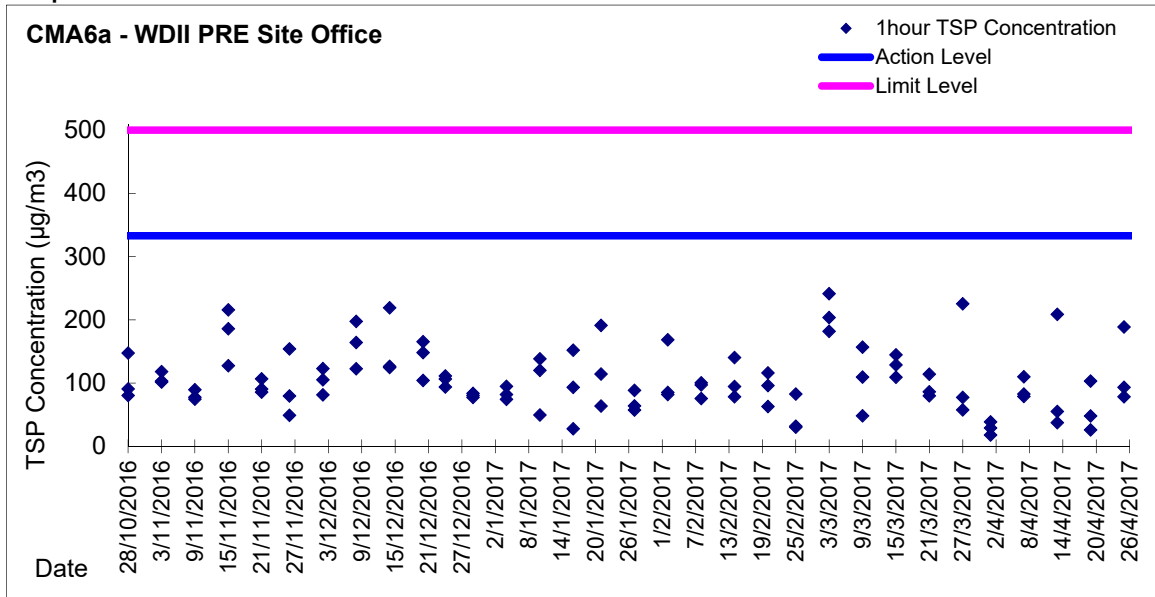


Graphic Presentation of 24 hour TSP Result for EP-376/2009





Graphic Presentation of 1 hour TSP Result for EP-376/2009



Graphic Presentation of 24 hour TSP Result for EP-376/2009

